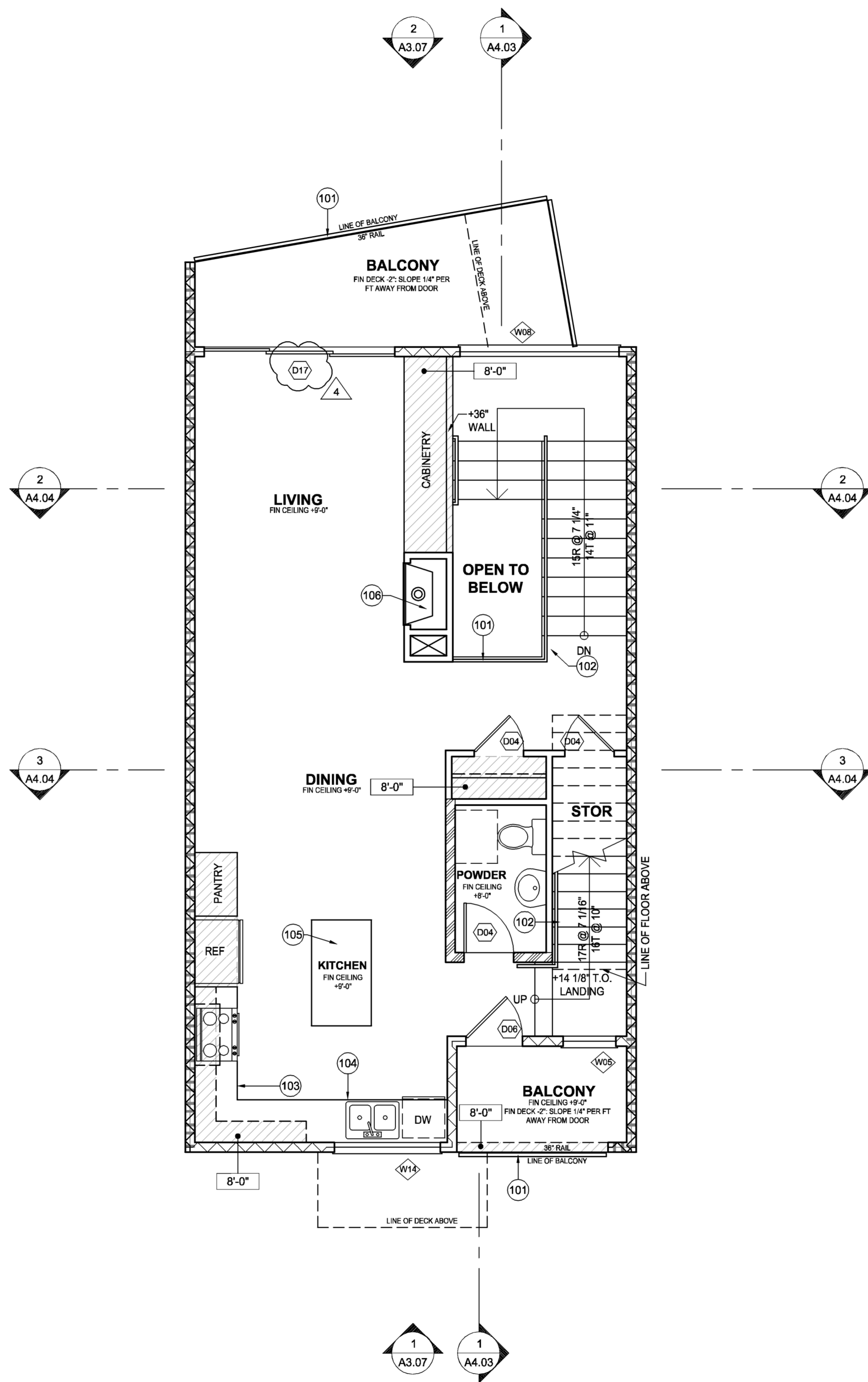


SECOND FLOOR - DIMENSION PLAN

1/4" = 1'-0"

2



SECOND FLOOR - NOTED PLAN

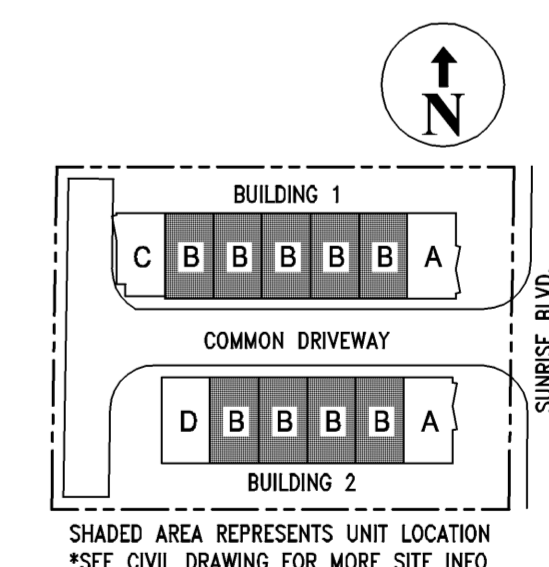
1/4" = 1'-0"

1

KEYNOTES

- 101 GUARDRAIL - 36" HIGH MIN
- 102 HANDRAIL - 32"-38" HIGH MIN
- 103 LOWER CABINETS
- 104 UPPER CABINETS
- 105 KITCHEN ISLAND
- 106 FIREPLACE
- 107 TV NICHE ABOVE
- 108 CONCRETE PATIO
- 109 DIRECT VENT FOR FIREPLACE
- 110 TANKLESS WATER HEATER, SMD
- 111 A/C UNIT, SMD
- 112 MECHANICAL UNIT IN ATTIC, SMD TRUSS FABRICATOR TO PROVIDE ATTIC TRUSS AS REQUIRED
- 113 CONCRETE FLOOR - STAINED & SEALED

KEY PLAN



WALL LEGEND

- 2X4 FULL HEIGHT WALL
- 2X STAGGERED WALL
- 2X PONY WALL
- 2X6 FULL HEIGHT WALL
- 2X6 - 1-HR. WALL
- 2X6 - 2-HR. WALL

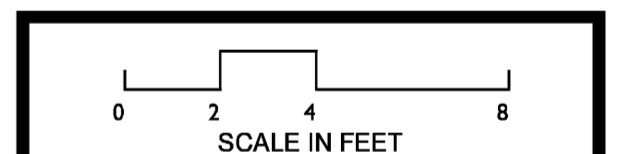
THE SUNRISE LOFTS
 7951 SUNRISE BOULEVARD
 CITRUS HEIGHTS, CA 95610

SUNRISE LOFTS DEVELOPMENT, LLC
 4120 DOUGLAS BOULEVARD, #306-139
 GRANITE BAY, CALIFORNIA 95746

PHA architects

ARCHITECTS | PLANNERS | CONSULTANTS
 1730 I street, ste 101
 sacramento, ca 95814
 www.pha-arch.com

REVISIONS		
NO.	DESCRIPTION	DATE
7.		
6.		
5.		
4.	PER CLIENT REVISIONS	1/10/07
3.	PLAN CHECK REVISIONS	11/13/06
2.	PLAN CHECK REVISIONS	10/30/06
1.	PLAN CHECK REVISIONS	10/06/06



DRAWN: ES
 SCALE: 1/4" = 1'-0"
 DATE: 07/12/06
 JOB NO: 04046

UNIT 'B'

FLOOR PLANS

SHEET

A2.05

PERMIT RESUBMITTAL - 10/06/06

* REFER TO CIVIL DRAWINGS FOR PROPERTY BOUNDARY

NET: 645 SF